

# LED UV-C Handrail Module

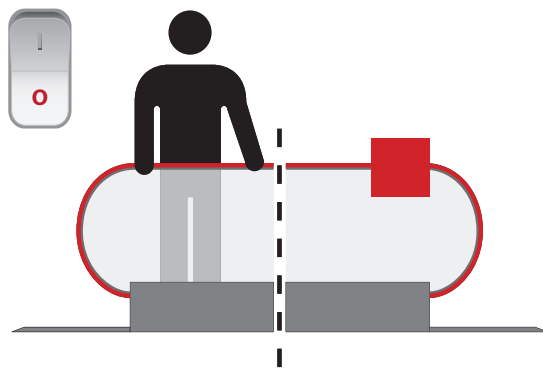
## Installation Instructions



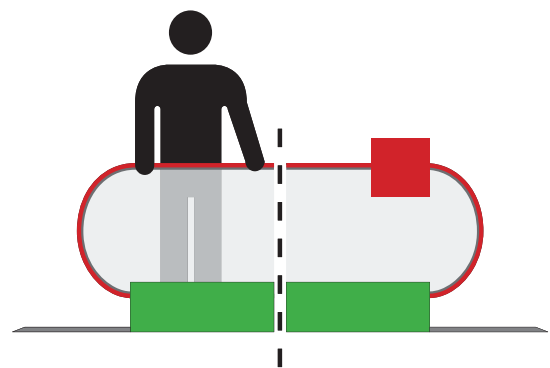
**IMPORTANT:** Precautions must be taken to eliminate passenger or maintenance personnel exposure to UV-C light, mount the module accordingly. Warning stickers provided must be placed where visible to warn maintenance personnel of the potential for UV-C exposure.

Module must be supplied with 12VDC 500mA, and only operates while handrail is moving. Prolonged UV-C light exposure to idle handrail will cause damage.

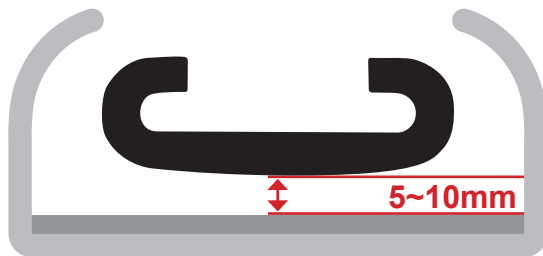
1. Turn **OFF** escalator.



2. Select location for mounting module where handrail will not deviate from path ( $>2\text{mm}$ ).

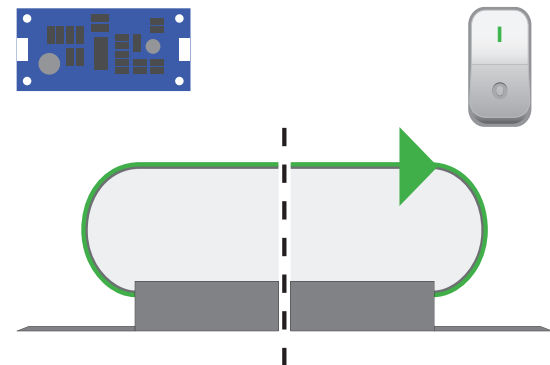


3. Reflector surface must be centered 5-10mm from handrail surface.



**Avoid contact between handrail and module.**

4. Mount circuit board within protective enclosure, supply with 12VDC 500mA and return escalator to service.



**Personal Protective Equipment (PPE) should be worn at all times.**



## Draka EHC

A Brand of Prysmian Group

Draka EHC  
1287 Boundary Road, Oshawa, ON Canada L1J 6Z7  
Office +1-905-432-3200 | Customer Care +1-905-432-3124  
[www.DrakaEHC.com](http://www.DrakaEHC.com) | [www.prysmiangroup.com](http://www.prysmiangroup.com)